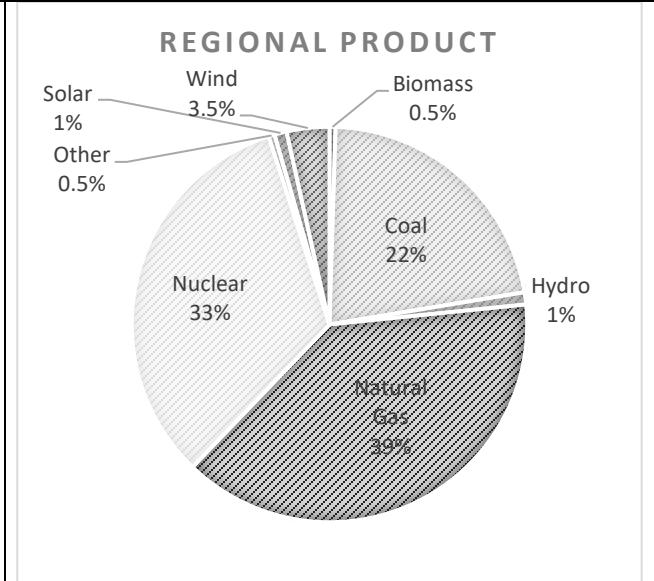
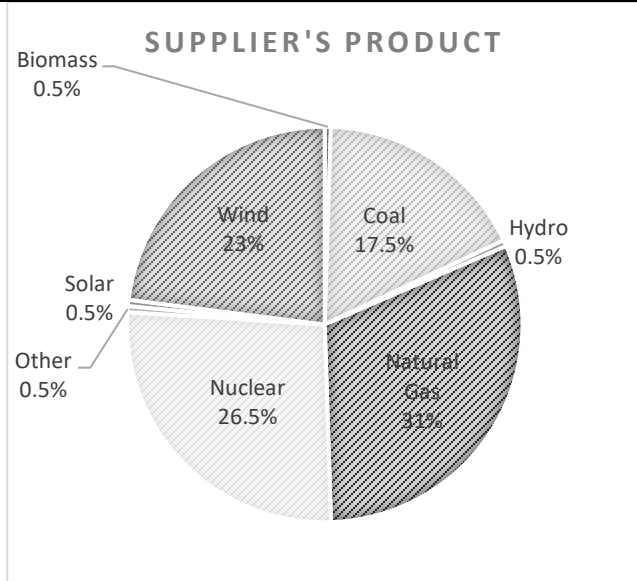


Environmental Disclosure Information

WGL Energy 20% WindPower

Projected Data for the 2023 Calendar Year

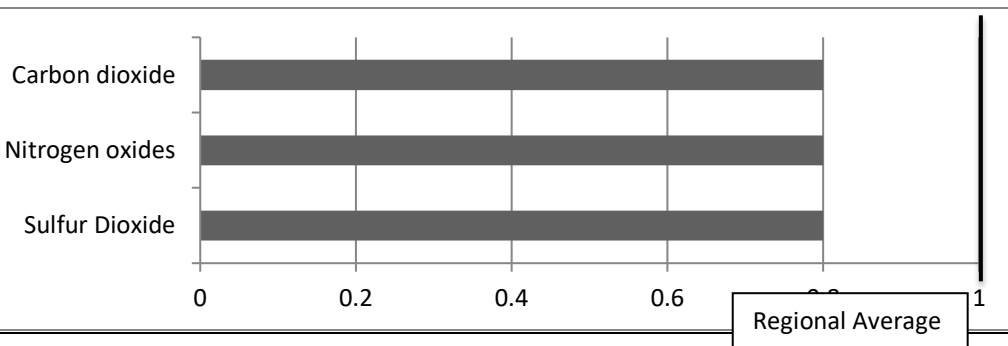
Generation Resource Mix
A comparison between the sources of generation used to produce this product and the historic regional average supply mix.



Environmental Characteristics
A description of the characteristics associated with each possible generation resource.

Biomass Power	Air Emissions and Solid Waste	
Coal Power	Air Emissions and Solid Waste	
Hydro Power	Wildlife Impacts	
Natural Gas Power	Air Emissions and Solid Waste	
Nuclear Power	Radioactive Waste	
Oil Power	Air Emissions and Solid Waste	
Other Sources	Unknown Impacts	
Solar Power	No Significant Impacts	
Unknown Purchased Resources	Unknown Impacts	
Wind Power	Wildlife Impacts	

Air Emissions
A comparison between the air emissions related to this product and the regional average air emissions.



Radioactive Waste
Radioactive waste associated with the product.

Type:	Quantity:
High-Level Radioactive Waste	Lbs./1,000 kWh
Low-Level Radioactive Waste	Ft ³ /1,000 kWh

With in-depth analysis, the environmental characteristics of any form of electric generation will reveal benefits as well as costs. For further information, contact WGL Energy at www.wglenergy.com or by phone at 1-844-427-5945.