

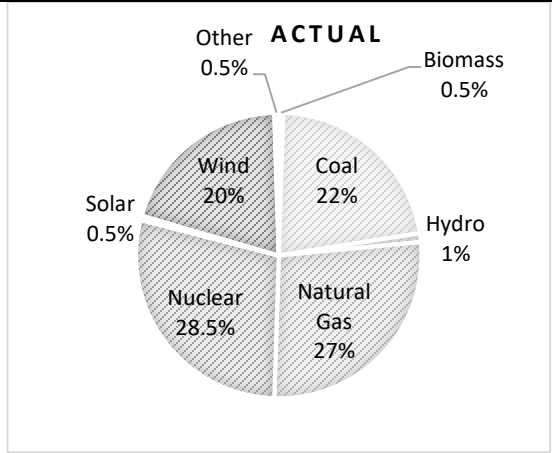
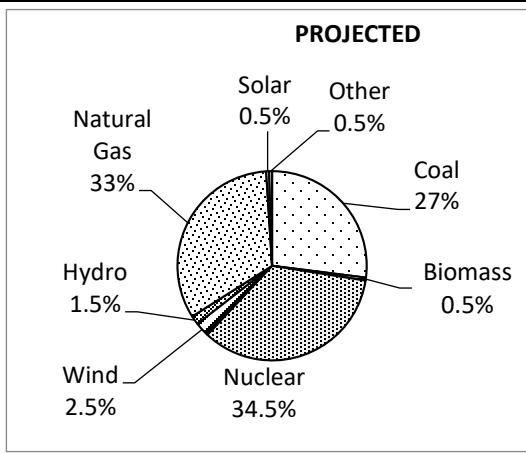
Environmental Disclosure Information – Quarterly Comparisons

WGL Energy – 20% WindPower

Projected Data for the 2020 Calendar Year

Actual Data for the Period 01/01/20 to 12/31/20

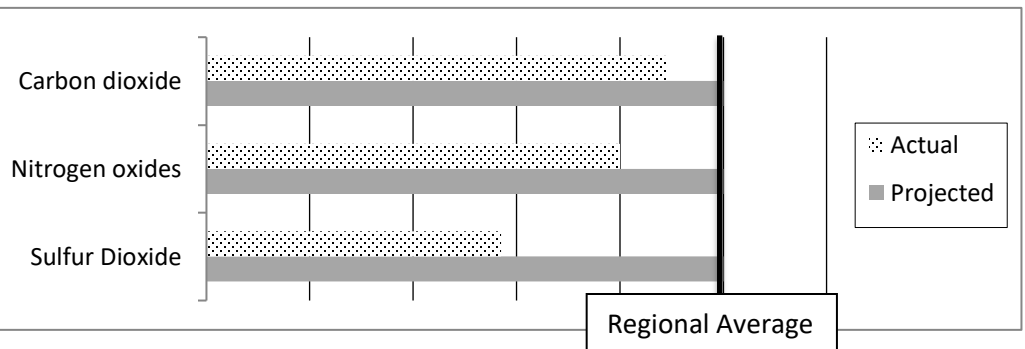
Generation Resource Mix -
A comparison between the sources of generation projected to be used to generate this product and the actual resources used during this period.



Environmental Characteristics–
A description of the characteristics associated with each possible generation resource.

Biomass Power	Air Emissions and Solid Waste
Coal Power	Air Emissions and Solid Waste
Hydro Power	Wildlife Impacts
Natural Gas Power	Air Emissions and Solid Waste
Nuclear Power	Radioactive Waste
Oil Power	Air Emissions and Solid Waste
Other Sources	Unknown Impacts
Solar Power	No Significant Impacts
Unknown Purchased Resources	Unknown Impacts
Wind Power	Wildlife Impacts

Air Emissions –
Product-specific projected and actual air emissions for this period compared to the regional average air emissions.



Radioactive Waste –
Radioactive waste associated with the product.

Type:	Quantity:	
High-Level Radioactive Waste	Unknown	Lbs./1,000 kWh
Low-Level Radioactive Waste	Unknown	Ft ³ /1,000 kWh

With in-depth analysis, the environmental characteristics of any form of electric generation will reveal benefits as well as costs. For further information, contact WGL Energy at www.wglenergy.com or 1-844-427-5945